







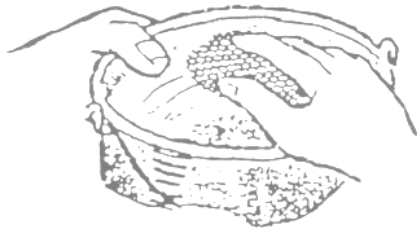
# PATROL DISH WASHING



Good dishwashing techniques involve everyone. Both “cleanup patrol” members and as well as other patrol members have responsibilities.

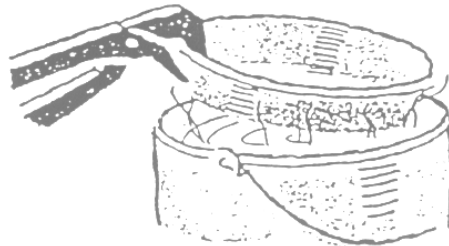
<b>“Cleanup Patrol” Scouts Do These Tasks</b>	<b>Other Scouts Do These Tasks</b>
<p data-bbox="235 938 808 1045">Start with full pot of boiling water. Some of this water, mixed with cold water and liquid soap becomes the wash water.</p> 	<p data-bbox="846 938 1338 1003">Each Scout wipes off their own eating utensils.</p> 
<p data-bbox="235 1507 773 1575">Add sterilizing agent to the remaining hot water for rinse water.</p> 	<p data-bbox="846 1507 1325 1575">Washes their eating utensils in pot of wash water.</p> 

While other Scouts wash their eating utensils, “clean up patrol” Scouts begin cleaning pots.



### All Scouts Do This

Rinses and sterilizes utensils and cooking pots by dunking them in a pot of rinse water.



Finally, air-dries utensils and pots by placing them on a plastic sheet.

